

REMSONTM
R a i l S y s t e m s

Business Associate :



Edition : 2019

REMSONTM
R a i l S y s t e m s



On-floor glass supporting system

The hard aluminium alloy supporting brackets are installed on fully finished floor, marble or on a balcony parapet.

Your Complete Glass Railing Solutions

REMSONTM
R a i l S y s t e m s

REMSON Rail System Inc. Is promoted by the entrepreneurs having cumulative experience of more than 50 years in the field of aluminium extrusion products. The promoters are also into construction business for more than 10 years.

The product - integrated Glass Rail System is having technological base of aluminium extrusion and is used mainly in the construction industry. Hence, the promoters are well-versed with the technology used for the products and do know the importance, necessity and usage of integrated Glass Rail System.

An ISO 9001:2015 Certified Company

In today's modern architecture building, glass railing are utterly important for splendid outlook as well as keeping safety measures. They are fixed elements used in the design of modern architecture. They are used vastly in each and every structure. They are used in corporate offices, residencies, large commercials etc. Aluminium Glass Railing Systems are so popular because of attractive look and higher safety.



This new Railing system is totally frame less without any visual obstruction of vertical member and ensures crystal clear view and unique feeling of freedom.

RENSONTM
R a i l S y s t e m s

Integrated Glass Railing System

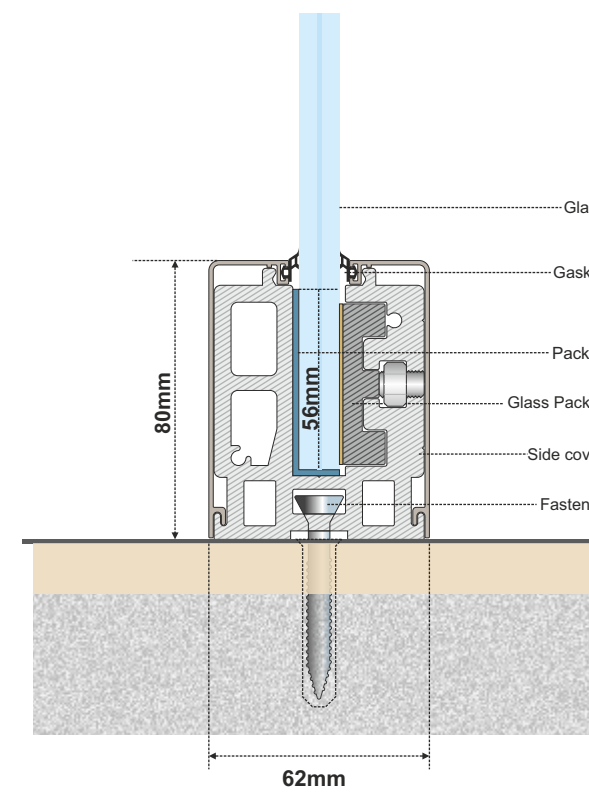
-  Easy and perfect installation
-  Weather proof
-  Easy Cleaning
-  Maintenance free
-  Light Weight and Robust for Higher safety
-  100% Recyclable



Square line

True definition of superior quality and **offbeat** design

Floor mount installation



REMSONTM
Rail Systems

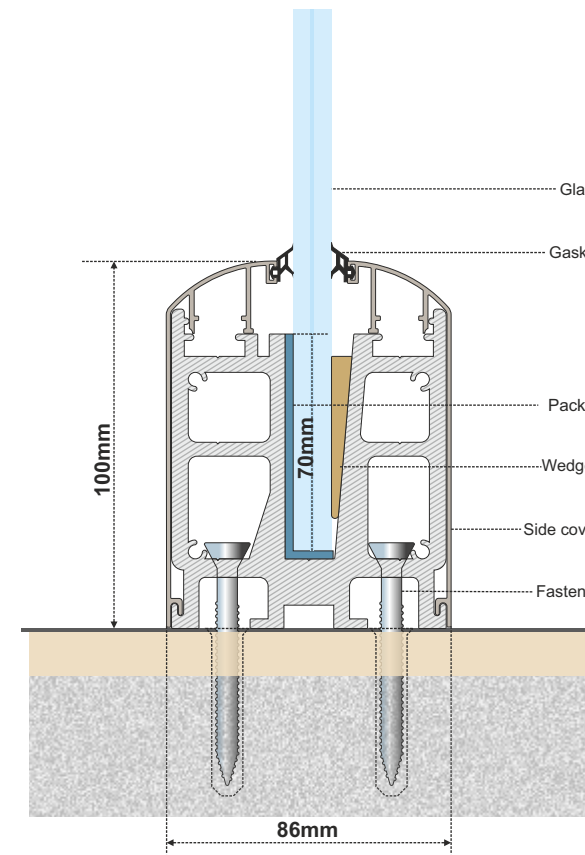
Bracket size in mm 75* 100* 150* 200*	Compatible Glass 12mm, 13.52mm	Bracket wise and Full cover profile	Recommended Glass Height Max. 975*mm
--	-----------------------------------	--	---



A product beyond excellence...

Star line

Floor mount installation



REMSONTM
Rail Systems

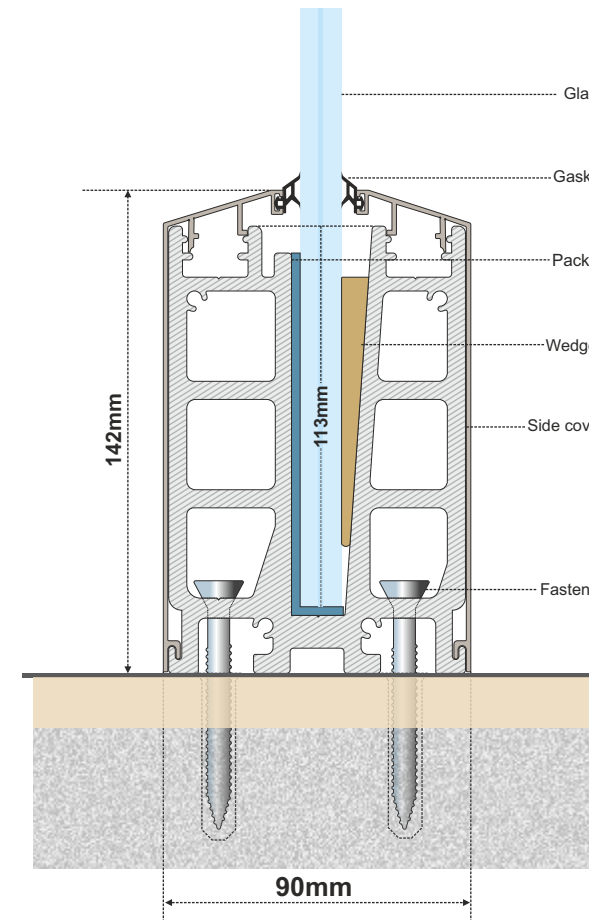
Bracket size in mm 75* 100* 150* 200*	Compatible Glass 12mm,13.52mm,15mm	Bracket wise and Full cover profile	Recommended Glass Height Max. 1050*mm
--	---------------------------------------	--	--



Because sky is the limit of new **innovations...**

Sky line

Floor mount installation



REMSONTM
Rail Systems

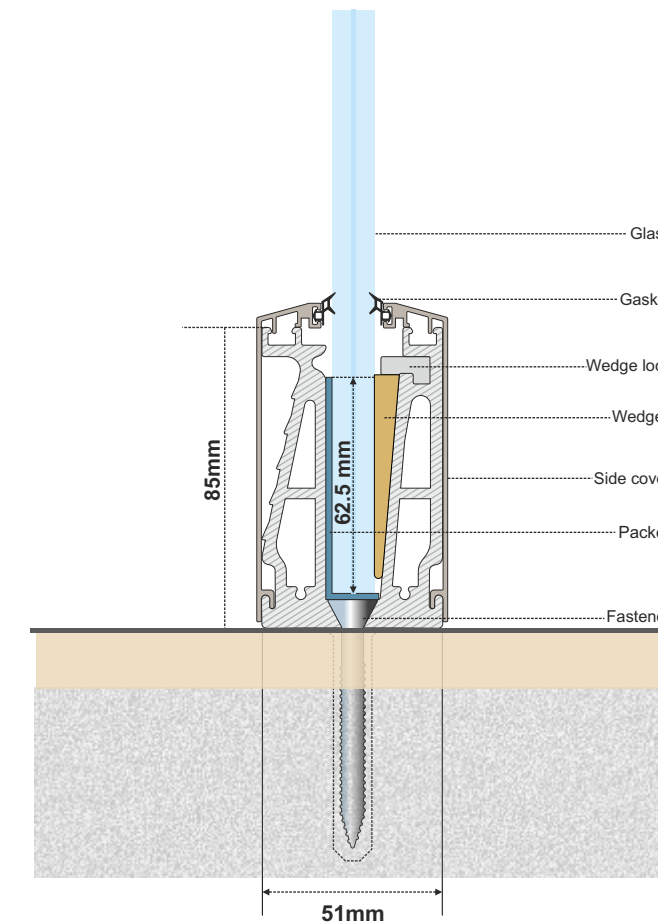
Bracket size in mm 75* 100* 150* 200*	Compatible Glass 12mm, 13.52 & 15mm	Bracket wise and Full cover profile	Recommended Glass Height Max. 1150*mm
--	--	--	--



Spark line

Form and function : **simple, smart and selective...**!

Floor mount installation



REMSONTM
Rail Systems


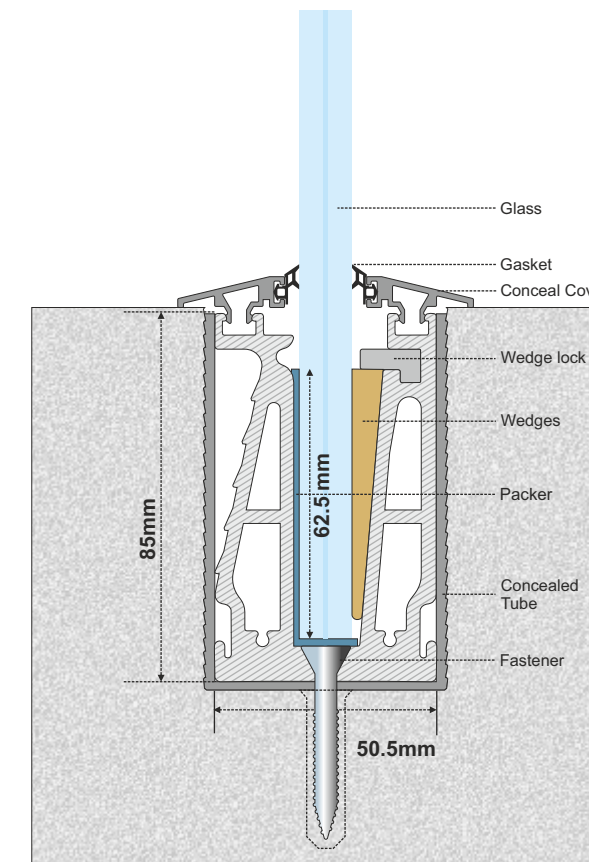
Bracket size in mm 75* 100* 150* 200*	Compatible Glass 12mm,13.52mm,15mm	Bracket wise and Full cover profile	Recommended Glass Height Max. 1050*mm
--	---------------------------------------	--	--



Dive deep in the sea of fresh ideas with this **pearl**

Sea line

Conceal Installation



REMSONTM
Rail Systems

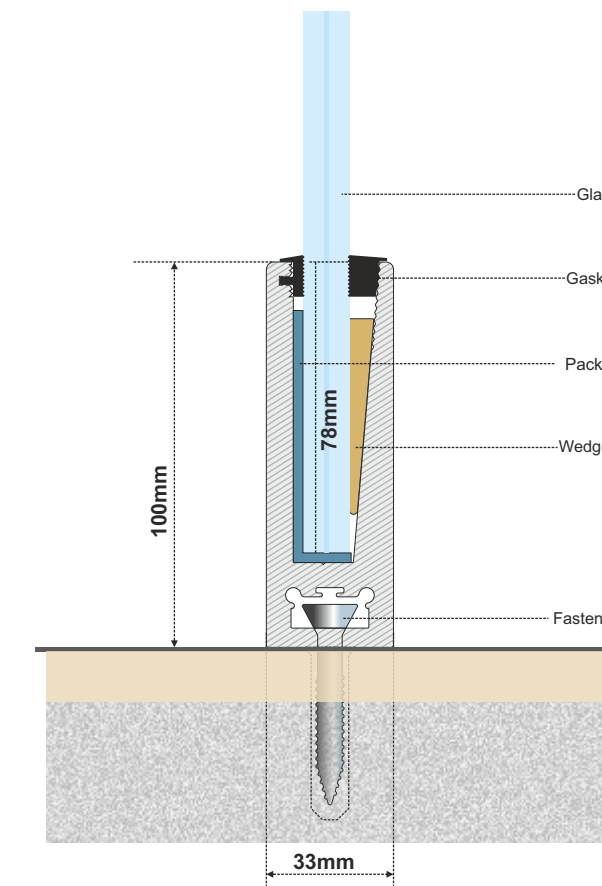
Bracket size in mm 75* 100* 150* 200*	Compatible Glass 12mm,13.52mm,15mm	Bracket wise and Full profile	Recommended Glass Height Max. 1050*mm
--	---------------------------------------	----------------------------------	--



Once you experience this product, **you won't settle for less**

Slim line

Installation
Floor mount / Conceal / Stairway



REMSONTM
Rail Systems

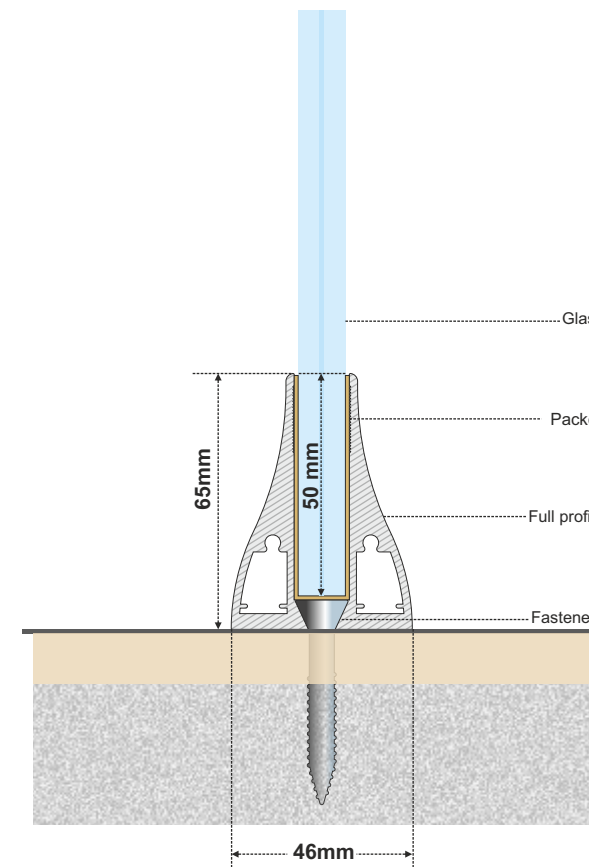
Full profile	Compatible Glass	Recommended Glass Height Max. 1050*mm
	12mm, 13.52mm, 15mm	



A product way **classier and elegant**

Sleek line

Floor mount installation



REMSONTM
Rail Systems

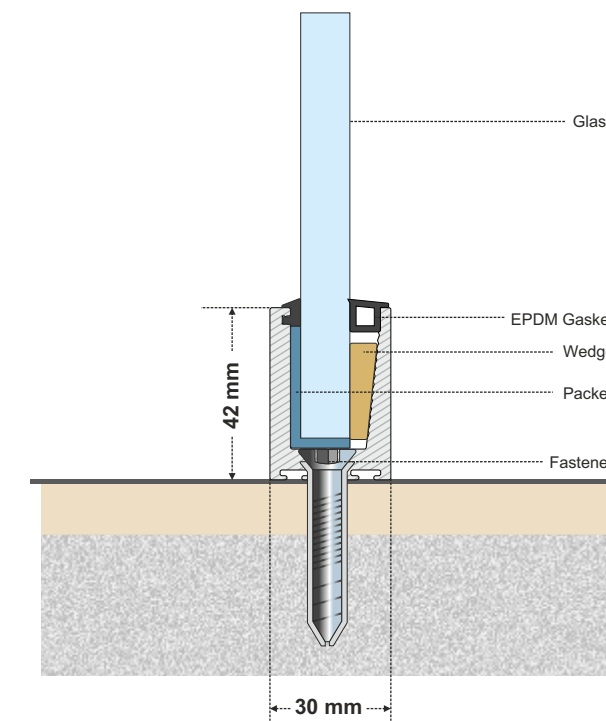
Full profile	Compatible Glass 12mm	Recommended Glass Height Max. 1050*mm
--------------	--------------------------	--



A product that is truly a **noteworthy** experience

Small line

Floor mount installation
Internal railing



REMSONTM
Rail Systems

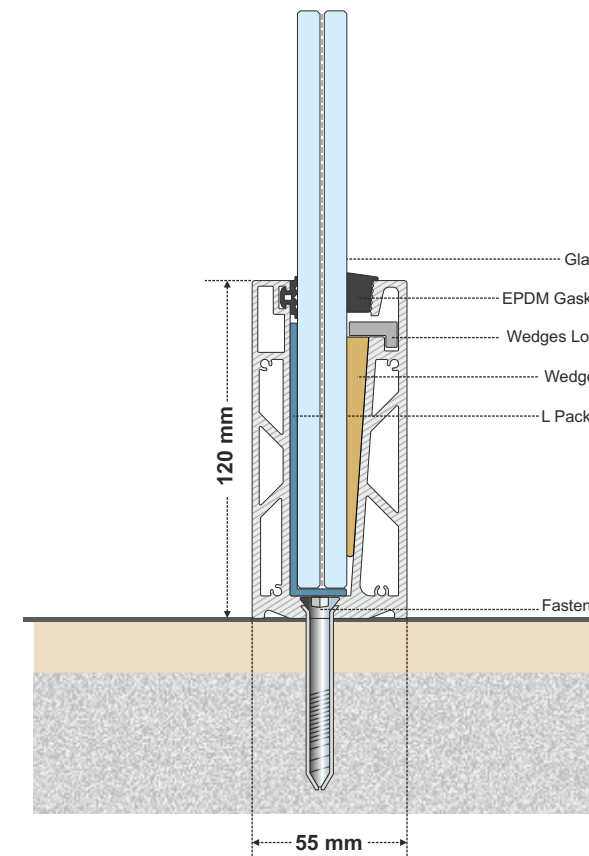
Full profile	Compatible Glass 10mm, 12mm	Recommended Glass Height Max. 750*mm
--------------	--------------------------------	---



This product is a **true commitment** to excellence

Smart line

Floor mount installation



REMSONTM
Rail Systems

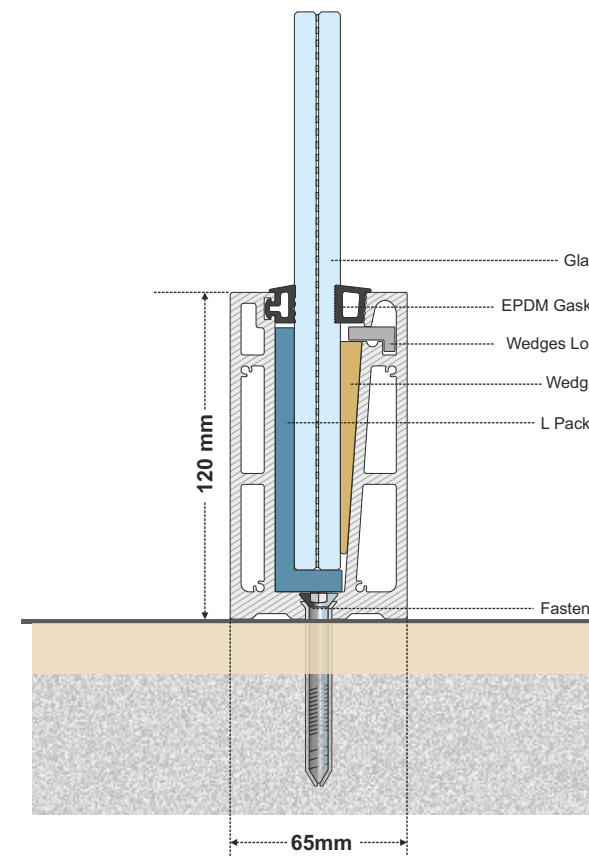
Full profile	Compatible Glass 13.52mm to 17.52mm	Recommended Glass Height Max. 1125*mm
--------------	--	--



Shaping the form that makes you go 'wow' !

Super line

Floor mount installation



REMSONTM
Rail Systems

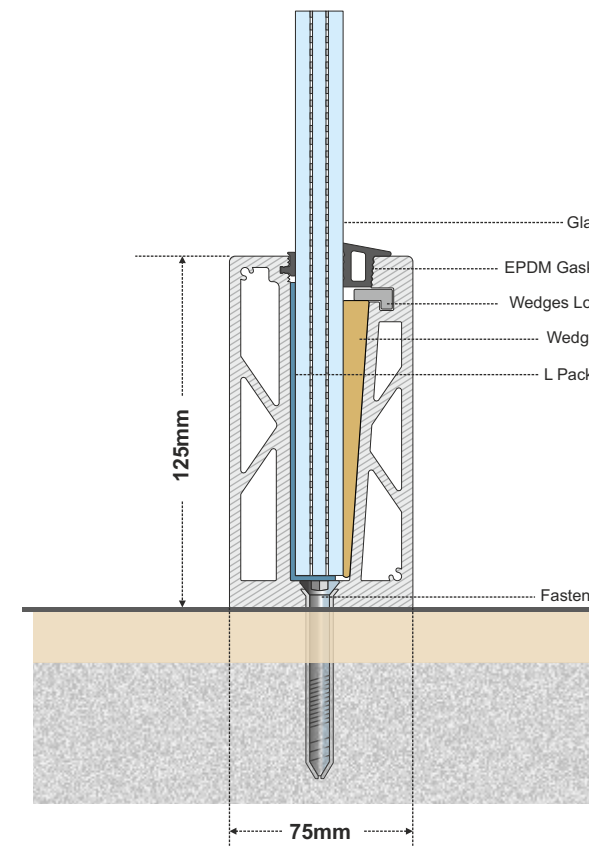
Full profile	Compatible Glass 15mm to 21.52mm	Recommended Glass Height Max. 1200*mm
--------------	-------------------------------------	--



A sheer example of how **passionate we're** of winning !

Signature line

Floor mount installation



REMSONTM
Rail Systems

Full profile	Compatible Glass 17.52mm to 27.04mm	Recommended Glass Height Max. 1275*mm
--------------	--	--

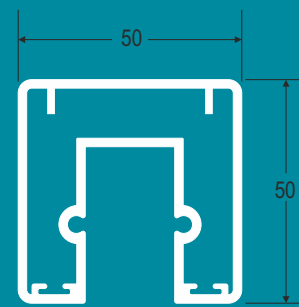
REMSONTM Hand Rail

Rail Systems


Available in a wide range suitable to all type of design

Surface Finish

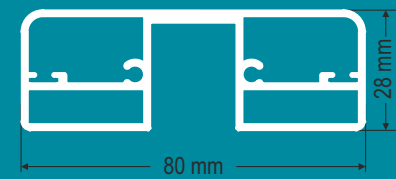
- Anodise.....Silver, Champagne
- PVDF.....Silver, Champagne
- Wooden.....Light, Dark
- Powder Coating.....As per customer requirement



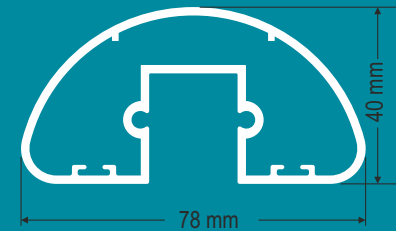
Square



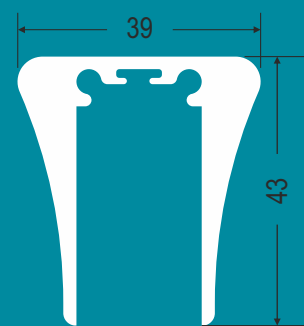
Round



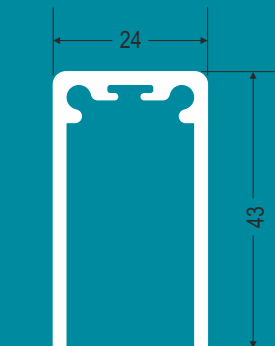
Rectangle



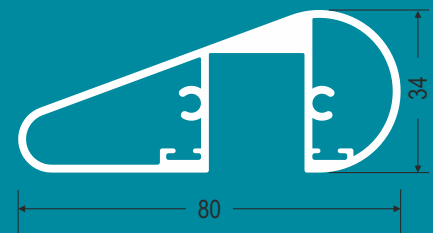
Half Round



Sleek



Slim

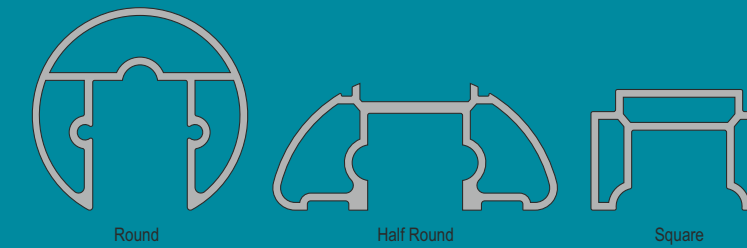


Incline

REMSONTM Accessories

Rail Systems

Connector

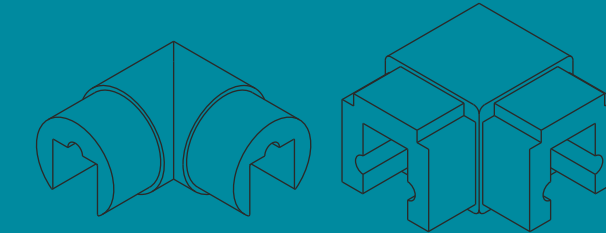


Round

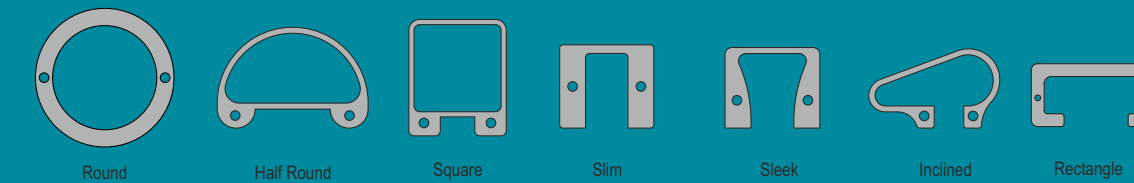
Half Round

Square

Fix Degree Connector



Wall conceal



Round

Half Round

Square


Slim

Sleek


Incline

Rectangle

Hand rail End cap



Bracket End cap



And many more Accessories.....



Elements of Glass Railing

Aluminium

Aluminium is light weight and equally strong metal.No other material can match the characteristics of aluminium. Application of Oxide layer protects the metal from rust and corrosion.The same is further strengthened by anodisation or PVDF Coating. Aluminium as a metal is 100% recyclable and non-toxic. It naturally withstands the effects of heat, cold, wind and sun.

Glass

Glass is major element of Aluminium Glass Railing. It provides seamless view and vision to the world through. Glass also provide additional strength to the railing system as it connects the bottom and top of the railing system. We recommend the Laminated Glass to be used with our system. It increases the safety and also provides predictable behaviour incase of breakage or suicide of the glass.

Wedges

Wedges are small and critical component to Entire Glass railing system. We use highest quality Nylon to manufacture best quality possible Wedges and enhance the strength of the Railing system.


Fastener

Fasteners are the Component playing major roll for total strength and stability of the Railing System. We use only best quality Fasteners from Fischer and Hilti for our different railing Installation requirement.

Advantages

Aluminium Glass Railings are an ideal solution for balconies, stairs and building enclosures for high architectural standards, offering an impressive and functional result with Seamless View

- **Elegant line** • **Maximum security** • **Uninterrupted view** • **Free of maintenance** • **Patented system**
- **Optional use of top handrail** • **Wide choice of colors : RAL, Anodized & PVDF**



Manufactured by :

Remson Rail Systems INC.

G - 1038, Lodhika GIDC, Kalawad Road, Metoda - 360 021, Rajkot. (Gujarat) India

An ISO 9001 : 2015 CERTIFIED COMPANY

- ☎ +91 80 00 16 00 00
- ✉ info@remsonrail.com
- 🌐 remsonrail.com

Note :

All the Design & Development rights of the displayed Railing system is Held with Remson Rail Systems Inc. production/reproduction of the same may be liable for legal action. Railing System displayed in catalogue is for representation purpose only. Final product may vary then displayed product in catalogue.